




INSTRUCTION MANUAL

S2900, REV C

Worklight Impact Resistant

LED-550

LED-560



CE
RoHS
IP54
IK07

Powerful rechargeable COB worklight designed for the professional user

Available in two versions

- a. **LED-550** 10W COB
- b. **LED-560** 20W COB

Light Output

Single button controlled variable output. Simply push button to change from 50% intensity to full 100% power

Sturdy Construction

- a. **IP 54 Rated**
Protected against dust and effects of water spray from any direction
- b. **IK 07 Rated**
Impact proof & corrosion resistant aluminium die cast housing in premium powder coated finish with rubberised edge guards make it resistant to shocks and vibration – common on any jobsite



Rubberised plastic corner protectors

Powerful COB light

Aluminium die cast body

Versatile Use

Can be used as:

1. Free standing worklight with mounting bracket that can be rotated 180° to focus light in need



2. Attached to any metallic surface using the magnetic base plate. The magnetic base plate can be easily removed



3. Hung from a scaffolding, bracket Handle is designed for direct mounting on the scaffolding bracket leaving both hands free for any other job



Complete with USB cable & magnet holder

Charging of Battery

Battery can be recharged using standard USB cable provided with the light



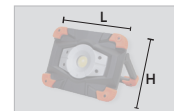
Charge Your Phone

Rechargeable battery pack also doubles up as a power bank

SPECIFICATIONS

	LED/550	LED/560
LUMEN	500-1000	1000-2000
BATTERY	3.7V, 4400mAh Li-ion	7.4V, 4400 mAh Li-ion
RUN TIME	3-6 hrs	3-6 hrs

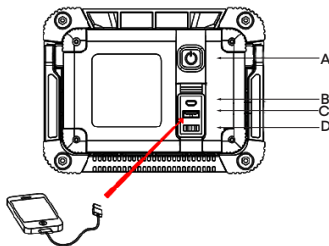
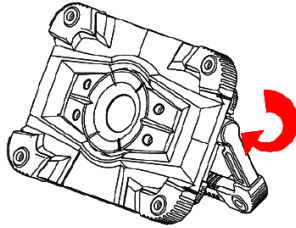
CAT NR.	SIZE (LxHxD)	
	(INCH)	(MM)
LED/550	6-11/16 × 5	170 × 125
LED/560	7-9/32 × 5-1/2	185 × 140



PACKAGING CONTENT

DESCRIPTION	QUANTITY
Light	1
Magnetic base	1
USB cable	1

NOMENCLATURE



A.	ON/OFF button (100% /50%)
B.	5V DC micro USB charging port
C.	USB output port for use as Power Bank
D.	4 Battery level indicator

SAFETY INFORMATION

- Keep the work area clean and dry. Damp or wet work areas can result in injury.
- Check for damaged parts and any other conditions that may affect the operation of this product. Replaced damaged parts immediately
- Do not use the lamp in the immediate vicinity of inflammable materials or gases.

- Only use the accessories included with the product.
- Keep the lamp out of reach of unauthorised persons, especially children.
- Do not point the light directly in your own or any other person's or animal's eyes.

OPERATING INSTRUCTIONS

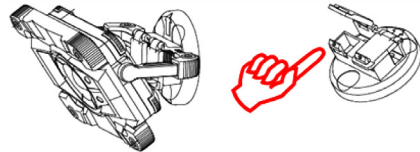
(Refer "NOMENCLATURE")

Charging:

- Fully charge the battery before the first use.
- Turn off the light and connect to the supplied micro USB charger cable.
- When the battery is fully charged, all the indicator LEDs will constantly turn GREEN .
- Full charging takes about 5 hours.

Operation:

- To switch ON the light press the button at the back of the unit.
- To change the intensity of light press the button again.
- Mount the magnetic base on the stand as shown below to mount the light on a metallic surface.



MAINTENANCE

- Before cleaning the LED worklight, disconnect the USB cable(if being charged) and allow the worklight to cool down sufficiently.
- Clean with a dry or slightly moist, clean, lint-free cloth and a mild detergent if required.
- Do not use cleaners that contain abrasives or solvents.
- Check the LED worklight for damage before each use. If the lens is damaged it must be replaced immediately.
- Clean any dirt from the housing or the lens immediately, since it could cause overheating.

DISPOSAL

The components or the used products must be given to companies that specialize in the disposal and recycling of industrial waste.



Groz Engineering Tools Pvt. Ltd.
Groz Net Industries

Village Kherki Daula, National Highway-8,
Gurugram-122004, Haryana, INDIA

Tel +91.124.282.7700

E-Mail info@groz-tools.com

Url www.groz-tools.com

The GROZ name, GROZ logo and the  mark are trademarks of GROZ Engineering Tools Pvt. Ltd., India

