

# Folding Worklight

LED-385

LED-385RM

**Twin-head light for endless applications; both indoors and outdoors**

**High Output**

Twin-heads deliver high quality and uniform illumination

Heads can be used separately or both together for all-around illumination

Single push-button controlled output

**Sturdy Construction**

Impact-resistant nylon body with protective TPR corners

Nylon handle swivels full 360° for adjustment as needed

Handle also doubles up as a stand for convenient placement on a flat surface

**Suitable for use in**

Automotive, Industrial, Construction, Camping etc.


**Available in two versions**

**a. LED/385**  
Runs on 4 x AA drycell batteries (included)

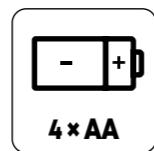
**b. LED385RM**  
Runs on 3.7V 5000 mAh lithium polymer battery (included)



LED/385



POWER SOURCE



**Multiple Working Modes**


	1ST PRESS	2ND PRESS	3RD PRESS
	BOTH LIGHTS ON	LIGHT 1 ON	LIGHT 2 ON
LUMEN	1000	500	500
RUN TIME	3 hrs	6 hrs	6 hrs

**ORDERING INFORMATION**

CAT NR.	ORD NR.	BOX QTY.
LED/385	55086	10



LED/385RM



POWER SOURCE



3.7V 5000 mAh

**Multiple Working Modes**

	1ST PRESS	2ND PRESS	3RD PRESS
	BOTH LIGHTS ON	LIGHT 1 ON	LIGHT 2 ON
LUMEN	1000	500	500
RUN TIME	3 hrs	6 hrs	6 hrs

**ORDERING INFORMATION**

CAT NR.	ORD NR.	BOX QTY.
LED/385RM	55087	10

**NEW!**

CE  
RoHS



5V 1A USB output port to charge mobiles



Hands free magnet on swivel handle can also be used to affix light on any metal surface

**Swivel Handle**



SCAN TO WATCH